



KENYA SOCIETY FOR THE BLIND REPORT ON SCHOOL SCREENING AND TREATMENT IN KITUI COUNTY TO MARK THE WORLD SIGHT DAY.

General introduction:

Kitui County is in the Eastern Province of Kenya. It is Located 170Km to the south of Nairobi City. It covers 30,496 sq. km and borders Machakos and Makueni Counties to the West, Tana River to the East, Taita Taveta to the South and Embu and Tharaka Nithi to the North. It has a projected population of 1, 147,200 people with 205,491 Households and has a growth rate of 2.1%. Kitui County has 8 constituencies namely, Mwingi North, Mwingi West, Mwingi Central, Mwingi East, Kitui Rural, Kitui Central, Kitui East and Kitui South. 63% of the population live below the poverty line.

The counties' capital and largest town is Kitui, although Mwingi is also another major urban Centre.

The climatic condition varies across the county in terms of rainfall and temperature. The rainfall pattern is bi-modal with long rains falling in the months of March to May. These are usually very erratic and unreliable rainfall. The short rains which form the second rainy season fall between October and December and is a bit reliable. The county experiences high temperatures throughout the year, which ranges from 14^oc to 34^oc.

The county has four agro-ecological zones. These include: Semi-Arid farming zone, Semi-arid ranching areas, Arid-Agro-pastoral area and Arid-Pastoral Zone. The Semi- Arid Farming Zone has good potential for agricultural development and is used for cultivation. The Semi-Arid Ranching Areas are less fertile and are currently used for drought resistance crops and livestock keeping. The Arid-Agro-Pastoral areas are suitable for grazing and the Arid-Pastoral Zones are suitable for rearing of livestock.

Muslim and Kwangindu primary schools were selected to benefit from eye screening and treatment exercise by Kenya Society for the Blind with support from Jubilee Insurance. The Team that visited that carried out the exercise include, the KSB Director, The Ophthalmic Clinical Officer (Kitui County hospital), EARC Coordinators and 5 VI teachers.

1. Muslim Primary school (12th Oct 2017).

Muslim Primary school is located about 500m from Kitui Town. The school is generally in good condition. The classrooms are habitable and the compound has trees that make the school less dusty. It accommodates all the children of the government and county workers. We noted the pupils are either Christians or Muslims.

87 children were screened.

MUSLIM PRIMARY SCHOOL					
Sno.	NAME	VA	GENDER	DIAGNOSIS	RX
1	Rama Mohamed	RE:6/9 LE:6/12	F	Allergic Conjunctivities	Gutt Floral
2	Stacy Tito	RE:6/6 LE:6/6	F	Allergic Conjunctivities	Gutt Prednisolone
3	James Kiema	RE:6/9 LE:6/9	M	Allergic Conjunctivities	Gutt Prednisolone
4	Jamila Salim	RE:6/6 LE:6/9	F	Allergic Conjunctivities	Gutt Prednisolone
5	Tom Mwea	RE:6/6 LE:6/6	M	Allergic Conjunctivities	Gutt Prednisolone
6	Boniface Kitili	RE:6/6 LE:6/6	F	Allergic Conjunctivities	Gutt Floral
7	John Kisuki	RE:6/9 LE: 6/9	M	Allergic Conjunctivities	Gutt Nepusolone/Nepucromo
8	Nyiva Mutinda	RE:6/9 LE:6/9	F	Allergic Conjunctivities	Gutt Prednisolone
9	Mwende Gitari	RE:6/12 LE:6/12	F	Allergic Conjunctivities	Gutt Prednisolone
10	Stephen Ngau	RE:6/6 LE:6/6	M	Allergic Conjunctivities	Gutt Nepusolone/Nepucromo
11	Jane Mike	RE:6/9 LE:6/9	F	Vernal Cataract	Referred for review Gutt Nepucromo

12	Nancy John	RE:6/9 LE:6/9	F	Allergic Conjunctivities	Gutt Nepusolone/Nepucromo
13	Jemimah Ndana	RE:6/12 LE:6/12	F	Allergic Conjunctivities	Gutt Nepusolone/Nepucromo
14	Valeria Tatu	RE:6/24 LE:6/36	F	Asthenopia	Gutt Zinc Sulphate
15	Edith Indusa	RE:6/18 LE:6/12	F	Asthenopia	Gutt Zinc Sulphate
16	Amina Kasima	RE:6/9 LE:6/9	F	Allergic Conjunctivities	Gutt Prednisolone
17	Salma Mohammed	RE:6/9 LE:6/9	F	Asthenopia with Allergyc Conjunctivities	Gutt Prednisolone
18	Alice Kambua	RE:6/6 LE:6/6	F	Allergic Conjunctivities	Gutt Prednisolone
19	Damaris Maune	RE:6/6 LE:6/6	F	Allergic Conjunctivities	Gutt Oculast
20	Leah Mueni	RE:6/6 LE:6/6	F	Allergic Conjunctivities/ Photophobia	Plano Photo - P018
21	Benedict Mbalasi		F	Pseudophakia	Telescope
22	Elizabeth Kyalo	RE:6/6 LE:6/6	F	Asthenopia	Gutt Zinc Sulphate
23	Rita Mino	RE:6/6 LE:6/6	F	Allergic Conjunctivities	Gutt Prednisolone
24	Stephen Kitema	RE:6/9 LE:6/9	M	Allergic Conjunctivities	Gutt Prednisolone
25	Ali Juma	RE:6/6 LE:6/6	M	Severe Allergic Conjunctivities	Gutt Oculast
26	Michelle Arab	RE:6/9 LE:6/12	M	Myopia with Allergic Conjunctivities	With glasses Gutt Prednisolone
27	Faith Mutheu	RE:6/6 LE:6/6	F	Allergic Conjunctivities	Gutt Sodium Cromoglycate
28	Kyambi Mwangi	RE:6/12 LE:6/12	M	Allergic Conjunctivities	Gutt Prednisolone
29	Wavinya Kilonzo	RE:6/12 LE:6/12	F	Allergic Conjunctivities	Gutt Prednisolone
30	Robbert Abdil	RE:6/9 LE:6/9	M	Allergic Conjunctivities	Gutt Prednisolone
31	Hadija Kubwa	RE:6/6 LE:6/9	F	Allergic Conjunctivities	Gutt Prednisolone
32	Biron Omondi	RE:6/9 LE:6/12	M	Refractive error	RE:-0.75 LE: -0.75 Frame Model: P019
33	Antony Kioko	RE:6/9 LE:6/9	M	Chalazion with Allergic Conjunctivities	Gutt Sodium Cromoglycate
34	Juliet Kambua	RE:6/12 LE:6/9	F	Allergic Conjunctivities	RE:-1.25 LE:-1.25 Gutt Nepusolone
35	James Sammy	RE:6/6 LE:6/6	M	Allergic Conjunctivities	Gutt Prednisolone
36	Kilonzi Mutie	RE:6/6 LE:6/6	M	Allergic Conjunctivities	Gutt Prednisolone
37	Mercy Kimanzi	RE:6/12 LE:6/9	F	Allergic Conjunctivities	Gutt Prednisolone
38	Nyamai Musyoki	RE:6/6 LE:6/9	M	Congenital Ptosis with Allergic Conjunctivities	Gutt Prednisolone

39	Kenedy Kyalo	RE:6/12 LE:6/12	M	Severe Allergic Conjunctivities	Gutt Prednisolone
40	Ann Winfred	RE:6/6 LE:6/6	F	Allergic Conjunctivities	Gutt Prednisolone
41	James Musumbi	RE:6/6 LE:6/6	M	Allergic Conjunctivities	Gutt Prednisolone
42	Jocyce Mati	RE:6/24 LE:6/36	F	Myopia	RE: -1.00 LE: -1.00 Frame Model : P019
43	Kelvin Stephen	RE:6/12 LE:6/9	M	Allergic Conjunctivities	Gutt Prednisolone
44	Musyuki Mueke	RE:6/12 LE:6/9	M	Photophobia	Plano Photo - P018
45	Mulewa Shalon	RE:6/36 LE:6/9	F	Allergic Conjunctivities	Gutt Prednisolone
46	Brian Kisasa	RE:6/9 LE:6/9	M	Allergic Conjunctivities	Gutt Floral
47	Victor Pius	RE:6/9 LE:6/9	M	Allergic Conjunctivities	Gutt Sodium Cromoglycate
48	Mary Ndanu	RE: 6/24 LE:6/24	F	Photophobia with Allergic Conjunctivities	Plano Photo - P019 Gutt Sodium Cromoglycate
49	Catherine Mwende	RE:6/9 LE:6/9	F	Allergic Conjunctivities	Gutt Floral
50	Varelia Ofula	RE:6/9 LE:6/9	F	Allergic Conjunctivities	Gutt Sodium Cromoglycate
51	Kaindi Muthoka	RE:6/12 LE:6/6	M	Refractive error	RE: -1.00 LE: -1.00 Frame Model : P019
52	Brenda Tabitha	RE:6/18 LE:6/6	F	Pseudophakia	RE: -0.75 LE:Plano Frame Model : M027
53	Elijah Paul	RE:6/6 LE:6/6	M	Allergic Conjunctivities	Gutt Oculast
54	Anna Ngundi	RE:6/24 LE:6/24	F	Hyperopia	Already Corrected
55	Paul Katiwa	RE:6/6 LE:6/6	M	Bacterial Conjunctivies	Gutt Gentamycin
56	Ann Ngundi	RE:6/24 LE:6/24	F	No eye Problem	
57	Fredrick Nzau Kivasyu	RE:6/6 LE:6/6	M	Allergic Conjunctivities	Gutt Prednisolone
58	Ben Mutua	RE:6/36 LE:6/24	M	Refractive error	RE:+0.50 LE:+0.50 Frame Model : 027
59	Muinde Nzisa		M	Congenital Ptosis with Allergic Conjunctivities	RE:+16.00 LE:+16.00 Frame Model:019
60	Daniel Kiveo		M	Congenital Ptosis with Allergic Conjunctivities	BE: plano Frame Model:P018
61	Mike Masila	RE:6/6 LE:6/6	M	Allergic Conjunctivities	Gutt Prednisolone
62	Abdala Ali	RE:6/12 LE:6/18	M	Asthenopia	Gutt Prednisolone
63	Kasyoka Ann	RE:6/9 LE:6/9	M	Allergic Conjunctivities	BE : Plano Frame Model:P019 Gutt Nepusolone

64	Nzuki Joseph	RE:6/36 LE:6/36	F	Albinism	Plano Photo Frame Model:Po19
65	Felix Mumo	RE:6/9 LE:6/9	M	Allergic Conjunctivities with Photophobia	Plano Frame Model:Mo27
66	Peter Kavovi	RE:6/24 LE:6/24	M	Allergic Conjunctivities	Gutt Prednisolone
67	Pual Kavovi	RE:6/36 LE:6/12	M	Bacterial Conjunctivies	Gutt Pred-Genta
68	Baxton Mutinda	RE:6/6 LE:6/6	M	Allergic Conjunctivities	BE: plano Frame Model:Po18 Gutt Nepusolone Gutt Sodium Cromogylcate
69	Janet Mburvi	RE:6/9 LE:6/9	F	Stromal Keratis	Gutt Predinosolone
70	Rapton Wambua	RE:6/9 LE:6/9	M	Sub -Conjuctival Haemorrhage	Gutt Nepugenta
71	Grace Gathoni	RE:6/9 LE: 6/9	F	Allergic Conjunctivities	Gutt Sodium Cromogylcate
72	Zedi Keli	RE:6/9 LE:6/9	M	Allergic Conjunctivities	Gutt Prednisolone
73	Risper Mwangi	RE:6/9 LE:6/9	F	Photophobia	Plano
74	Shalom Nzemi	RE:6/9 LE:6/9	F	Allergic Conjunctivities	Gutt Floral
75	Faith Musyoki	RE:6/6 LE:6/6	F	Allergic Conjunctivities	Gutt Predniolone
76	Michael Muthuku	RE:6/9 LE:6/9	M	Allergic Conjunctivities	Gutt Oculast
77	Muia Mwendwa	RE:6/9 LE:6/9	F	Allergic conjunctivities	Gutt Prednisolone
78	Sandra Mwanja	RE:6/9 LE:6/9	F	Allergic Conjunctivities	Gutt Prednisolone
79	Joy Mike	RE:6/9 LE:6/9	F	Allergic Conjunctivities	Gutt Nepusolone/Nepucromo
80	Makau Mutunga	RE:6/9 LE:6/9	M	Allergic Conjunctivities	Gutt Nepusolone/Nepucromo
81	Bridgit Nduku	RE:6/24 LE:6/24	F	Allergic Conjunctivities	Gutt Prednisolone
82	Makasi John	RE:6/6 LE:6/6	M	Allergic Conjunctivities	Gutt Nepusolone/Nepucromo
83	Afia Mabruk	RE:6/12 LE:6/12	M	Allergic Conjunctivities with Photophobia	RE: -0.50 LE: -0.50 Frame Model : Po19 Gutt pred and Gutt Cromo
84	Brian Daniel	RE:6/9 LE:6/9	M	Photophobia	RE: -0.25 LE: - 0.25 Frame Model : Mo27
85	Hahmed Said	RE:6/6 LE:6/6	M	Allergic Conjunctivities	Gutt Prednisolone Gutt Sodium Cromo
86	Regina Betty	RE:6/12 LE:6/12	F	Allergic Conjunctivities with Photophobia	RE: -0.50 LE: -0.50 Frame Model : Po18 Gutt pred and Gutt Cromo
87	Abdalla Rajab	RE:6/18 LE:6/9	M	Refractive error	RE: -1.00 LE: -1.00 Frame Model : Mo27

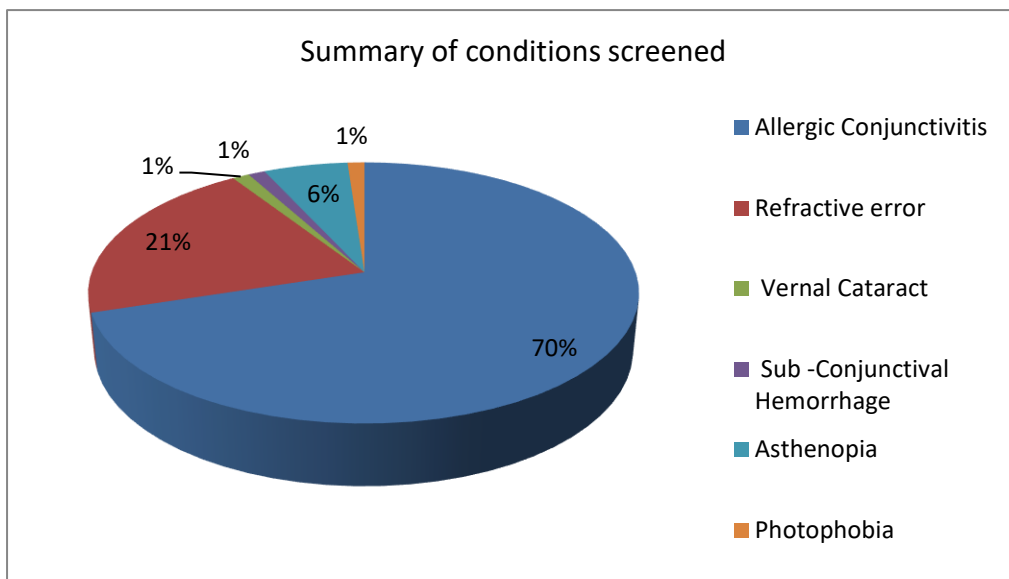
The table below reflects the analysis of the eye condition identified.

Table 1: Summary of conditions screened and treated.

Number	Item Description	Total	Treatment
1.	Allergic Conjunctivitis	61	Eye drops
2.	Refractive error	18	Specs prescribed
3.	Vernal Cataract	1	Referred for surgery
4.	Sub -Conjunctival Hemorrhage	1	
5.	Asthenopia	5	Eye drops/specs
6.	Photophobia	1	Specs prescribed
	Total	87	

Pie Chart 1: Morbidity summary

The pie chart below reflects the eye conditions diagnosed (according to data in table 1) during the screening exercise. The highest number had Allergic Conjunctivitis and refractive error. They were treated and prescribed spectacles of different powers.





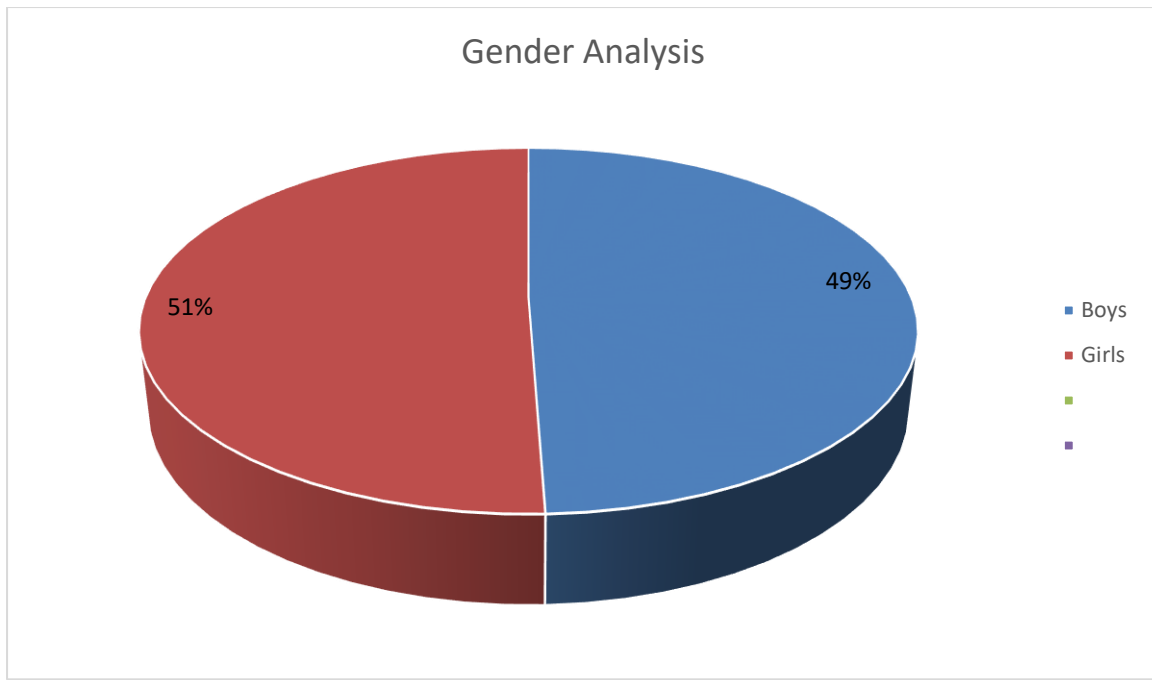
Ophthalmologist refracting a pupil



Ophthalmologist refracting a pupil

Table 2: Gender Analysis.

Gender	No
Boys	43
Girls	44



Successes

- 87 pupils were screened, treated and referred.
- Excellent team work between KSB, the school administration, Ministry of Education and Ministry of Health.
- The teachers were instrumental in pre - screening and mobilizing all the pupils for the screening exercise.
- The medicine was enough for the seen pupils.

Recommendations:

- There is need to have another screening session in the same school in future.
- Train more teachers on child eye health for identification of children with eye problems.

2. KWA NGINDU PRIMARY SCHOOL (13th Oct 2017).

Muslim Primary school is located about 2km from Kitui Town. The school is not in good condition. Some of the classrooms are need a lot of repairs.

79 children were screened. The table below reflects the analysis of the eye condition identified.

Table 1: Summary of conditions screened and treated.

No.	Item Description	Total	Treatment
1	Allergic Conjunctivitis	64	Eye drops
3	Asthenopia	4	Eye drops
4	Chronic Allergic Conjunctivitis	4	Eye drops
5	Refractive error - Myopia	1	Spectacles
6.	Severe Allergic Conjunctivitis	4	Eye drops
	Blepharitis	1	
	Total	79	

Sno.	NAME	VA	GENDER	DIAGNOSIS	RX
1	Justine Mwanzia	RE:6/12 LE:6/18	M	Allergic Conjunctivitis	Gutt Dexa-Genta
2	Kennedy Kivite	RE:6/9 LE:6/9	M	Allergic Conjunctivitis	Gutt Dexa-Genta
3	Tonny Mutie	RE:6/24- 6M LE:6/9- 3M	M	Allergic Conjunctivitis	Gutt prednisolone
4	Brian Musyoka	RE:6/9- 2M LE:6/9- 2M	M	Allergic Conjunctivitis	Gutt prednisolone
5	Malombe Muteti	RE:6/9 LE:6/9	M	Allergic Conjunctivitis	Gutt prednisolone
6	Kelvin Samuel	RE:6/18 LE:6/9	M	Allergic Conjunctivitis	Gutt prednisolone
7	William Muthoka	RE:6/9 LE:6/9	M	Allergic Conjunctivitis	Gutt prednisolone
8	Mutungge Kyalo	RE:6/12 LE:6/9	M	Asthenopia	Gutt Zinc sulphate
9	David Sumu	RE:6/12 LE:6/12	M	Traumatic Conjunctival/ Allergic conjunctivitis	Gutt Dexa-Genta

10	Musyoka Ngala	RE:6/12 LE:6/18	M	Blepharitis	Gutt Dexa-Genta Ciprocent ointment
11	Timothy Mumo	RE:6/12 LE:6/12	M	Allergic Conjunctivitis	Gutt Dexa-Genta
12	Wambua Mulwa	RE:6/12 LE:6/12	M	Allergic Conjunctivitis	Gutt prednisolone
13	Joseph Nzomo	RE:6/18 LE:6/9	M	Allergic Conjunctivitis	Gutt prednisolone
14	Mbithi Munyao	RE:6/18 LE:6/12	M	Allergic Conjunctivitis	Gutt Dexa-Genta
15	Julius Ngumbau	RE:6/6 LE:6/6	M	Allergic Conjunctivitis	Gutt prednisolone, Gutt Sodium cromoglycate
16	Eric Munyithya	RE:6/9 LE:6/9	M	Severe Allergic Conjunctivitis	Gutt Tobradex, Gutt Sodium cromoglycate
17	Kitonga Musyoka	RE:6/12 LE:6/12	M	Allergic Conjunctivitis	Gutt Prednisolone
18	David Mulatya	RE:6/12 LE:6/12	M	Allergic Conjunctivitis	Gutt Prednisolone
19	Dennis Wimuyu	RE:6/12 LE:6/12	M	Allergic Conjunctivitis	Gutt Dexa-Genta
20	Julius Uasiva	RE:6/12 LE:6/12	M	Allergic Conjunctivitis	Gutt Dexa-Genta
21	Emmanuel Mwalimu	RE:6/9 LE:6/9	M	Allergic Conjunctivitis	Gutt Dexa-Genta
22	Kelvin Lazarus	RE:6/12 LE:6/18	M	Allergic Conjunctivitis	Gutt Dexa-Genta
23	John Nduku	RE: 6/24 LE:6/12	M	Severe Allergic Conjunctivitis	Gutt Relestat Gutt Sodium cromoglycate
24	Amos Muema	RE:6/6 LE:6/6	M	Allergic Conjunctivitis	Gutt Hydrocortisone
25	Dennis Bosco	RE:6/6 LE:6/6	M	Allergic Conjunctivitis	Gutt Dexa-Genta
26	Brian Mutinda	RE:6/12 LE:6/18	M	Allergic Conjunctivitis	Gutt Dexa-Genta
27	Adrew Thane	RE:6/9 LE:6/9	M	Allergic Conjunctivitis	Gutt Dexa-Genta

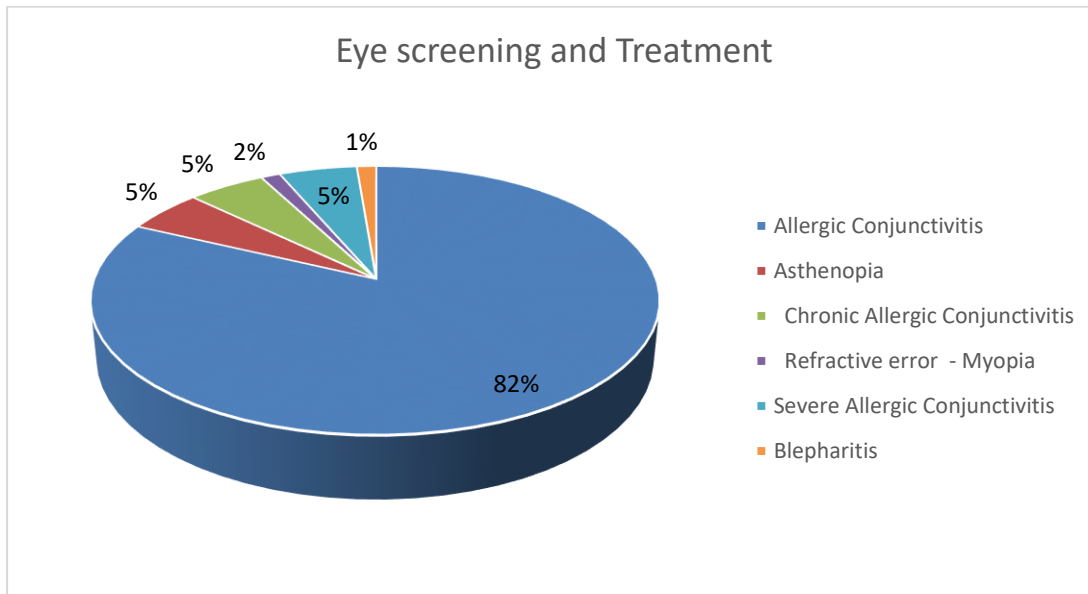
28	Tony James	RE:6/6 LE:6/6	M	Chronic Allergic Conjunctivitis	Gutt Tobradex
29	Moses Patrick	RE:6/9 LE:6/9	M	Allergic Conjunctivitis	Gutt Dexomet-N
30	Mulandi Mwanja	RE:6/9 LE:6/9	M	Chronic Allergic Conjunctivitis	Gutt Dexomet-N, Gutt Sodium cromoglycate
31	Anthony Malombe	RE:6/6 LE:6/6	M	Allergic Conjunctivitis	Gutt Dexomet-N
32	Jackson Francis	RE:6/12 LE:6/12	M	Allergic Conjunctivitis	Gutt Dexomet-N
33	Francis Malombe	RE:6/18 LE:6/18	M	Severe Allergic Conjunctivitis	Gutt Dexomet-N
34	Muli Muema	RE:6/6 LE:6/6	M	Allergic Conjunctivitis	Gutt Dexomet-N
35	Chris Wambua	RE:6/9 LE:6/9	M	Chronic Allergic Conjunctivitis	Gutt Tobradex
36	Mark David	RE:6/12 LE:6/12	M	Allergic Conjunctivitis	Gutt Dexomet-N
37	Evans Maingi	RE:6/9 LE:6/9	M	Allergic Conjunctivitis	Gutt Dexomet-N
38	Emmaculate Musembi	RE:6/9 LE:6/9	F	Refractive error - Myopia	Gutt Prednisolone RE:-1.50D LE:1.50D Frame: Mo27
39	Goria Maru	RE:6/9 LE:6/9	F	Allergic Conjunctivitis	Gutt Prednisolone
40	Mali Musyoka	RE:6/6 LE:6/6	F	Asthenopia	Gutt Zinc sulphate
41	Kalekye Solomon	RE:6/6 LE:HM	F	Old Traumatic Cataract LE	Referred for cataract surgery - Kikuyu
42	Queen Mulwa	RE:6/6 LE:6/6	F	Allergic Conjunctivitis	Gutt Tobradex
43	Ndinda Kilonzi	RE:6/6 LE:6/6	F	Allergic Conjunctivitis	Gutt Dexa-Genta
44	Kamau Kilonzi	RE:6/9 LE:6/9	M	Allergic Conjunctivitis	Gutt Dexomet-N
45	Agnes Sarah	RE:6/9 LE:6/9	F	Allergic Conjunctivitis	Gutt Dexomet-N

46	Faith Alice	RE:6/9 LE:6/9	F	Allergic Conjunctivitis	Gutt Dexomet-N
47	Katena Francis	RE:6/9 LE:6/9	F	Allergic Conjunctivitis	Gutt Dexomet-N
48	Nancy Mwendu	RE:6/12 LE:6/12	F	Allergic Conjunctivitis	Gutt Dexa-Genta
49	Syombua Njeri	RE:6/9 LE:6/9	F	Allergic Conjunctivitis	Gutt Dexa-Genta
50	Kalekye Kavengru	RE:6/6 LE:6/6	F	Allergic Conjunctivitis	Gutt Dexa-Genta
51	Ndanu Mailu	RE:6/12 LE:6/12	F	Allergic Conjunctivitis	Gutt Dexa-Genta
52	Nduku Justus	RE:6/6 LE:6/6	F	Allergic Conjunctivitis	Gutt Dexa-Genta
53	Irene Mary	RE:6/9 LE:6/9	F	Allergic Conjunctivitis	Gutt Dexomet-N
54	Ruth Mwangangi	RE:6/12 LE:6/12	F	Allergic Conjunctivitis	Gutt Dexomet-N
55	Joyce Muli	RE:6/9 LE:6/12	F	Allergic Conjunctivitis	Gutt Dexa-Genta
56	Agnes James	RE:6/12 LE:6/12	F	Allergic Conjunctivitis	Gutt Dexa-Genta
57	Marium Mwanzia	RE:6/12 LE:6/18	F	Allergic Conjunctivitis	Gutt Dexa-Genta
58	Zipporah Peter	RE:6/12 LE:6/9	F	Allergic Conjunctivitis	Gutt Dexa-Genta
59	Josephine Alex	RE:6/9 LE:6/9	F	Allergic Conjunctivitis	Gutt Dexa-Genta
60	Rose Mulu	RE:6/18 LE:6/18	F	Allergic Conjunctivitis	Gutt Relestat Gutt Sodium cromoglycate
61	Patience Mwendwa	RE:6/18 LE:6/12	F	Allergic Conjunctivitis	Gutt Dexa-Genta
62	Judy Maingi	RE:6/36 LE:6/36	F	Allergic Conjunctivitis	Gutt Dexa-Genta
63	Mwendu Mutuku	RE:6/9 LE:6/12	F	Severe Allergic Conjunctivitis	Gutt Dexa-Genta Gutt Sodium cromoglycate

64	Pualine Ndanu	RE:6/9 LE:6/9	F	Asthenopia	Gutt Zinc sulphate
65	Anete Awour	RE:6/6 LE:6/6	F	Allergic Conjunctivitis	Gutt Prednisolone
66	Everlyn Kimanzi	RE:6/24 LE:6/60	F	Stromal Keratopathy with Allergic conjunctivitis	Gutt Dexa-Genta
67	Veronica Mutua	RE:6/12 LE:6/18	F	Allergic Conjunctivitis	Gutt Relestat
68	Faith Michael	RE:6/18 LE:6/18	F	Chronic Allergic Conjunctivitis	Gutt Dexa-Genta Gutt Sodium cromoglycate
69	Beatrice Beth	RE:6/9 LE:6/9	F	Allergic Conjunctivitis	Gutt Prednisolone
70	Carol Mary	RE:6/12 LE:6/12	F	Allergic Conjunctivitis	Gutt Prednisolone
71	Florence Joseph	RE:6/12 LE:6/12	F	Allergic Conjunctivitis	Gutt Prednisolone
72	Sharon Nicodemus	RE:6/9 LE:6/9	F	Allergic Conjunctivitis	Gutt Prednisolone
73	Elizabeth Mumbu	RE:6/12 LE:6/9	F	Allergic Conjunctivitis	Gutt Prednisolone
74	Veronica Joseph	RE:6/12 LE:6/12	F	Allergic Conjunctivitis	Gutt Prednisolone
75	Cecilia Muli	RE:6/9 LE:6/9	F	Allergic Conjunctivitis	Gutt Oculast
76	Mercy Muli	RE:6/18 LE:6/12	F	Allergic Conjunctivitis	Gutt Prednisolone
77	Ndavu Philip	RE:6/6 LE:6/9	F	Allergic Conjunctivitis	Gutt Dexa-Genta Gutt Sodium cromoglycate
78	Mary Mwangangi	RE:6/6 LE:6/6	F	Asthenopia	Gutt Zinc sulphate
79	Tabitha Mwalimu	RE:6/9 LE:6/9	F	Allergic Conjunctivitis	Gutt Prednisolone

Pie Chart 1: Morbidity summary

The pie chart below reflects the eye conditions diagnosed (according to data in table 1) during the screening exercise. The highest number had allergic conductivities. This is very common in Ukambani because of inadequate rainfall resulting to and dusty environment.



Successes

- 79 pupils
- Screening a very low vision pupil
- Excellent team work between KSB, the school administration, Ministry of Education and Ministry of Health.
- The teachers were instrumental in pre - screening and mobilizing all the pupils for the screening exercise.
- The medicine was adequate.

Recommendations:

- There is need to now deal with the identified cases that need spectacles and surgeries.